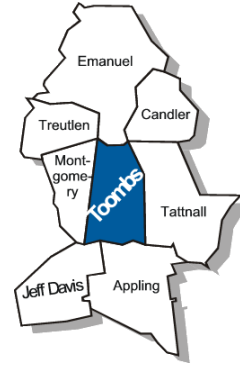




AREA LABOR PROFILE

Toombs

County



Updated: Jun 2015

Labor Force Activity - 2014

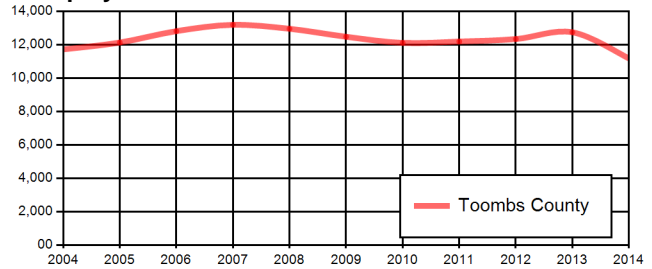
2014 ANNUAL AVERAGES

	Labor Force	Employed	Unemployed	Rate
Toombs	12,403	11,174	1,229	9.9%
Appling	8,679	7,903	776	8.9%
Candler	5,049	4,685	364	7.2%
Emanuel	8,557	7,640	917	10.7%
Jeff Davis	6,409	5,871	538	8.4%
Montgomery	3,920	3,519	401	10.2%
Tattnall	9,584	8,879	705	7.4%
Treutlen	2,779	2,480	299	10.8%
Toombs Area	57,380	52,151	5,229	9.1%
Georgia	4,756,708	4,414,343	342,365	7.2%
United States	155,922,000	146,305,000	9,617,000	6.2%

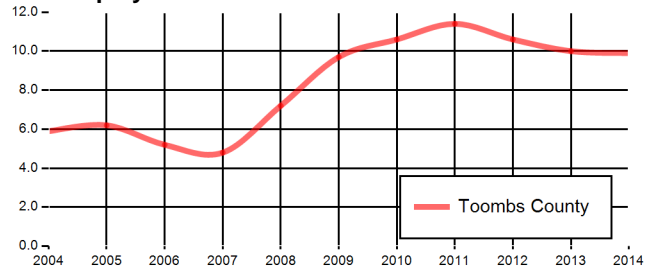
Note: This series reflects the latest information available. Labor Force includes residents of the county who are employed or actively seeking employment.

Source: Georgia Department of Labor; U.S. Bureau of Labor Statistics.

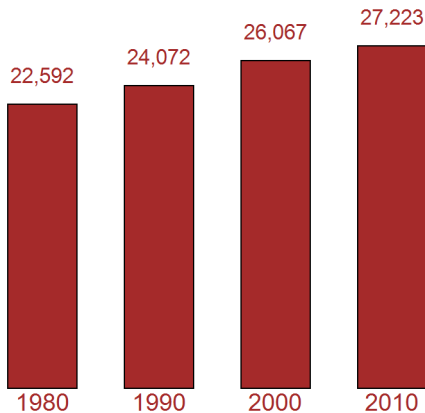
Employment Trends



Unemployment Rate Trends



Population Estimates



Population

	2010 Census	2014 Rank	2014 Estimate	% Change 2000-2014	2025 Projected*	% Change 2010-2025
Toombs	27,223	65	27,282	0.2	33,576	23.3
City of Lyons	4,367					
Toombs Area	135,651		135,317	-0.2	162,748	20.0
Georgia	9,687,653		10,097,343	4.2	13,426,590	38.6
United States	308,745,538		318,857,056	3.3	349,439,199	13.2

Source: Population Division, U.S. Census Bureau, *Governor's Office of Planning and Budget.

MARK BUTLER - COMMISSIONER, GEORGIA DEPARTMENT OF LABOR

Equal Opportunity Employer/Program

Auxillary Aids and Services Available upon Request to Individuals with Disabilities

Workforce Statistics & Economic Research; E-mail: Workforce_Info@dol.state.ga.us Phone: (404) 232-3875

Industry Mix - annual averages of 2014

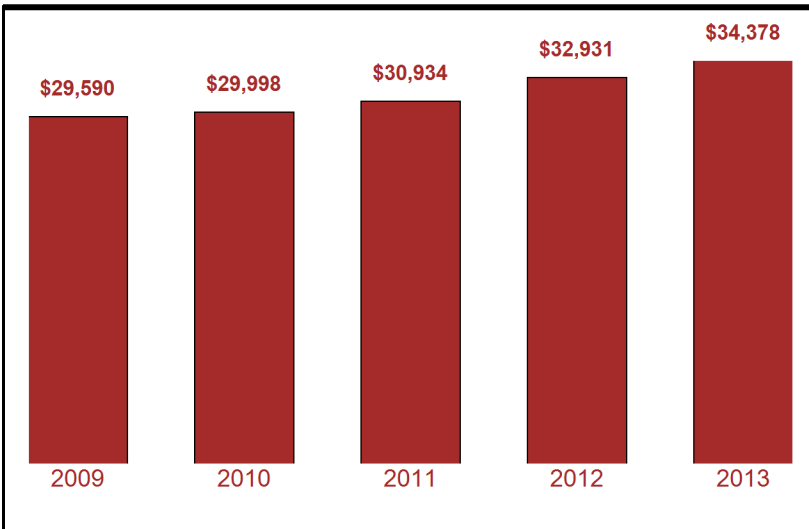
INDUSTRY	Toombs				Toombs Area			
	NUMBER OF FIRMS	EMPLOYMENT NUMBER	EMPLOYMENT PERCENT	WEEKLY WAGE	NUMBER OF FIRMS	EMPLOYMENT NUMBER	EMPLOYMENT PERCENT	WEEKLY WAGE
Goods-Producing	116	2,441	20.9	617	504	9,069	22.4	635
Agriculture, Forestry, Fishing and Hunting	31	564	4.8	508	175	2,247	5.6	575
Mining, Quarrying, and Oil and Gas Extraction	0	0	0.0	0	1	*	*	*
Construction	48	473	4.0	745	193	1,366	3.4	677
Manufacturing	37	1,404	12.0	618	135	5,456	13.5	649
Food	6	433	3.7	685	10	882	2.2	744
Beverage and Tobacco Product	1	*	*	*	2	*	*	*
Textile Product Mills	3	219	1.9	406	5	415	1.0	360
Apparel	5	*	*	*	6	119	0.3	424
Wood Product	2	*	*	*	18	1,149	2.8	770
Printing and Related Support Activities	4	22	0.2	490	7	101	0.2	801
Chemical	0	*	*	*	3	111	0.3	949
Plastics and Rubber Products	1	*	*	*	2	*	*	*
Nonmetallic Mineral Product	2	*	*	*	9	53	0.1	625
Fabricated Metal Product	5	159	1.4	623	32	894	2.2	584
Machinery	1	*	*	*	13	719	1.8	641
Electrical Equipment, Appliance, and Component	1	*	*	*	2	*	*	*
Furniture and Related Product	1	*	*	*	6	54	0.1	691
Miscellaneous	5	7	0.1	438	9	*	*	*
Paper	0	0	0.0	0	1	*	*	*
Leather and Allied Product	0	0	0.0	0	1	*	*	*
Primary Metal	0	0	0.0	0	1	*	*	*
Petroleum and Coal Products	0	0	0.0	0	1	*	*	*
Textile Mills	0	0	0.0	0	2	*	*	*
Computer and Electronic Product	0	0	0.0	0	2	*	*	*
Transportation Equipment	0	0	0.0	0	3	324	0.8	456
Service-Providing	578	7,688	65.8	630	2,045	22,064	54.6	632
Utilities	5	134	1.1	1,189	16	1,472	3.6	1,610
Wholesale Trade	41	642	5.5	734	156	2,059	5.1	725
Retail Trade	145	1,620	13.9	477	549	5,262	13.0	457
Transportation and Warehousing	17	*	*	*	92	877	2.2	784
Information	10	71	0.6	794	39	285	0.7	1,041
Finance and Insurance	40	241	2.1	744	140	1,005	2.5	744
Real Estate and Rental and Leasing	23	48	0.4	465	69	159	0.4	481
Professional, Scientific, and Technical Services	59	216	1.8	673	170	607	1.5	705
Management of Companies and Enterprises	1	*	*	*	8	297	0.7	776
Administrative and Support and Waste Management and Remediation Services	26	875	7.5	419	79	1,362	3.4	443
Educational Services	3	95	0.8	414	17	348	0.9	402
Health Care and Social Assistance	93	2,283	19.5	885	246	4,495	11.1	749
Arts, Entertainment, and Recreation	7	44	0.4	273	17	83	0.2	331
Accommodation and Food Services	62	969	8.3	253	204	2,985	7.4	238
Other Services (except Public Administration)	46	244	2.1	580	159	682	1.7	461
Unclassified - industry not assigned	23	28	0.2	514	84	94	0.2	459
Total - Private Sector	717	10,157	86.9	627	2,549	31,133	77.0	633
Total - Government	38	1,532	13.1	620	267	9,289	23.0	597
Federal Government	6	63	0.5	1,014	53	298	0.7	921
State Government	18	311	2.7	638	97	2,488	6.2	577
Local Government	14	1,158	9.9	594	117	6,503	16.1	590
ALL INDUSTRIES	755	11,689	100.0	626	2,816	40,422	100.0	625
ALL INDUSTRIES - Georgia					286,383	4,035,014		925

Note: *Denotes confidential data relating to individual employers and cannot be released. These data use the North American Industrial Classification System (NAICS) categories. Average weekly wage is derived by dividing gross payroll dollars paid to all employees - both hourly and salaried - by the average number of employees who had earnings; average earnings are then divided by the number of weeks in a reporting period to obtain weekly figures. Figures in other columns may not sum accurately due to rounding. All figures are annual averages of 2014.

Source: Georgia Department of Labor. These data represent jobs that are covered by unemployment insurance laws.

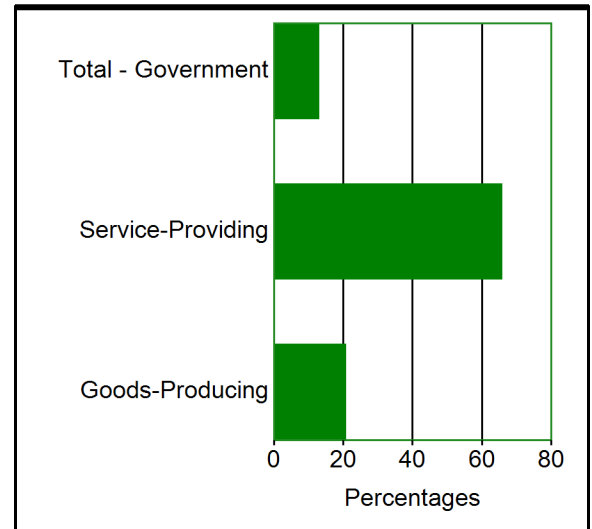
Toombs Per Capita Income

Source: U.S. Bureau of Economic Analysis



Toombs Industry Mix 2014

Source: See Industry Mix data on Page 2.



Top Ten Largest Employers - 2014*

Toombs

Chicken Of The Sea International
 Department of Transportation
 Meadows Regional Medical Center, Inc.
 Momentum Resources III, Inc.
 Remedy Intelligent Staffing, Inc.
 Southeastern Technical College
 Trane U.S., Inc.
 Tumi, Inc.
 UHS-Bethany
 Walmart

*Note: Represents employment covered by unemployment insurance excluding all government agencies except correctional institutions, state and local hospitals, state colleges and universities. Data shown for the Third Quarter of 2014. Employers are listed alphabetically by area, not by the number of employees.

Source: Georgia Department of Labor

Toombs Area

Employer	COUNTY
Crider, Inc.	Emanuel
Georgia Department of Corrections	Tattnall
Meadows Regional Medical Center, Inc.	Toombs
Propex Operating Company, LLC	Jeff Davis
Remedy Intelligent Staffing, Inc.	Toombs
Rotary Corp	Tattnall
Southern Nuclear Operating Co	Appling
Tattnall Hospital Company, LLC	Tattnall
Trane U.S., Inc.	Toombs
Walmart	Toombs

Commuting Patterns

EMPLOYED RESIDENTS OF			PERSONS WORKING IN		
Toombs			Toombs		
COUNTY WHERE EMPLOYED	NUMBER	PERCENT OF TOTAL	COUNTY OF RESIDENCE	NUMBER	PERCENT OF TOTAL
Toombs, GA	8,081	74.7	Toombs, GA	8,081	69.5
Tattnall, GA	604	5.6	Montgomery, GA	1,423	12.2
Appling, GA	491	4.5	Tattnall, GA	487	4.2
Montgomery, GA	347	3.2	Emanuel, GA	337	2.9
Emanuel, GA	146	1.3	Treutlen, GA	326	2.8
Laurens, GA	117	1.1	Wheeler, GA	196	1.7
Telfair, GA	107	1.0	Appling, GA	102	0.9
Bulloch, GA	103	1.0	Bulloch, GA	99	0.9
Other	821	7.6	Other	579	5.0
Total Residents:	10,817	100.0	Total Residents:	11,630	100.0

Note: Other category represents employment from U.S. counties only.

Source: U.S. Census Bureau - 2000 County-To-County Worker Flow Files.

Education of the Labor Force

Toombs Area

	PERCENT DISTRIBUTION BY AGE					
	PERCENT OF TOTAL	18-24	25-34	35-44	45-64	65+
Elementary	8.9%	5.5%	7.4%	5.8%	7.2%	19.4%
Some High School	16.1%	25.5%	15.5%	13.2%	13.6%	17.5%
High School Grad/GED	42.3%	40.4%	40.7%	44.6%	43.9%	40.1%
Some College	16.8%	22.7%	19.0%	16.7%	16.3%	11.3%
College Grad 2 Yr	5.3%	2.4%	7.4%	6.8%	6.0%	2.4%
College Grad 4 Yr	6.8%	3.3%	7.5%	8.7%	7.7%	5.1%
Post Graduate Studies	3.8%	0.2%	2.5%	4.2%	5.3%	4.3%
Totals	100.0%	100.0%	100.0%	100.0%	100.0%	100.0%

Note: Totals are based on the portion of the labor force between ages 18 - 65+. Some College category represents the percentage total of workers with either Some College with no degree or an Associate degree.

Source: U.S. Census Bureau - 2010 Decennial Census.

High School Graduates - 2014

	PUBLIC SCHOOLS	PRIVATE SCHOOLS*	TOTAL
Appling	207	--	207
Candler	659	--	659
Emanuel	220	--	220
Jeff Davis	131	--	131
Montgomery	76	--	76
Tattnall	140	--	140
Toombs	309	--	309
Treutlen	56	--	56
Toombs Area	1,798	--	1,798



Note: Public schools include city as well as county schools systems.

* Private schools data is not available for 2014 from Georgia Independent School Association.

Source: The Governor's Office of Student Achievement of Georgia.

Colleges and Universities

Toombs Area

Toombs

Troy University	vidalia.troy.edu
Southeastern Technical College	www.southeasterntech.edu

Appling

Baxley Campus (Satellite campus of Altamaha Technical College)	www.altamahatech.edu
--	--

Jeff Davis

Hazlehurst Campus (Satellite campus of Altamaha Technical College)	www.altamahatech.edu
--	--

Montgomery

Brewton-Parker College	www.bpc.edu
Commercial Truck Driving Center (Satellite campus of Southeastern Technical College)	www.southeasterntech.edu
Economic Development Center (Satellite campus of Southeastern Technical College)	www.southeasterntech.edu
Hugh M. Gillis Medical Center (Satellite campus of Southeastern Technical College)	www.southeasterntech.edu
Montgomery County Center (Satellite campus of Southeastern Technical College)	www.southeasterntech.edu

Emanuel

East Georgia State College	www.ega.edu
Swainsboro Campus (Satellite campus of Southeastern Technical College)	www.southeasterntech.edu
Swainsboro Technical College	www.swainsborotech.edu

Candler

Candler County Center (Satellite campus of Southeastern Technical College)	www.southeasterntech.edu
--	--

Tattnall

Glennville Campus (Satellite campus of Southeastern Technical College)	www.southeasterntech.edu
Tattnall-Reidsville Center (Satellite campus of Southeastern Technical College)	www.southeasterntech.edu

Treutlen

Treutlen Workforce Development (Satellite campus of Southeastern Technical College)	www.southeasterntech.edu
---	--

Note: The colleges and universities listed include public and private institutions. This list is updated periodically as information becomes available.

Source: Integrated Postsecondary Education Data System (IPEDS).

Technical College Graduates - 2014*

PROGRAMS	TOTAL GRADUATES			PERCENT CHANGE	
	2012	2013	2014	2012-2013	2013-2014
Accounting Technology/Technician and Bookkeeping°	15	17	30	13.3	76.5
Administrative Assistant and Secretarial Science, General°	14	25	24	78.6	-4.0
Allied Health and Medical Assisting Services, Other°	67	46	50	-31.3	8.7
Business Administration and Management, General°	19	39	29	105.3	-25.6
Child Care Provider/Assistant°	10	28	22	180.0	-21.4
Clinical/Medical Laboratory Technician	4	11	7	175.0	-36.4
Computer Installation and Repair Technology/Technician°	19	29	22	52.6	-24.1
Cosmetology/Cosmetologist, General°	23	83	27	260.9	-67.5
Criminal Justice/Safety Studies°	92	83	28	-9.8	-66.3
Data Entry/Microcomputer Applications, General°	10	28	75	180.0	167.9
Dental Hygiene/Hygienist	3	6	6	100.0	0.0
Early Childhood Education and Teaching	5	8	7	60.0	-12.5
Electrical/Electronics Equipment Installation and Repair, General	9	4	7	-55.6	75.0
Electrician°	66	115	53	74.2	-53.9
Emergency Medical Technology/Technician (EMT Paramedic)°	19	24	12	26.3	-50.0
General Office Occupations and Clerical Services°	9	13	36	44.4	176.9
Heating, Air Conditioning, Ventilation and Refrigeration Maintenance Technology/°	7	14	2	100.0	-85.7
Human Resources Management/Personnel Administration, General°	3	13	11	333.3	-15.4
Licensed Practical/Vocational Nurse Training	37	32	40	-13.5	25.0
Medical Office Assistant/Specialist°	33	46	36	39.4	-21.7
Medical/Clinical Assistant	21	27	23	28.6	-14.8
Network and System Administration/Administrator°	1	15	10	1400.0	-33.3
Nursing Assistant/Aide and Patient Care Assistant/Aide°	38	47	158	23.7	236.2
Pharmacy Technician/Assistant	16	12	7	-25.0	-41.7
Surgical Technology/Technologist	5	6	4	20.0	-33.3
Truck and Bus Driver/Commercial Vehicle Operator and Instructor°	48	75	72	56.3	-4.0
Welding Technology/Welder°	43	94	97	118.6	3.2

Definition: All graduates except those listed as technical certificates(°) are diploma and degree graduates. Diploma and degree programs are one to two years in length. Technical certificates are less than a year in length. Duplication may occur due to graduates with multiple awards.

Source: Technical College System of Georgia

*Data shown represents Annual 2012, 2013, and 2014.

Note - The data shown is from Southeastern Technical College

Active Applicants - Georgia Department of Labor

	TOTAL	Mgt.	Bus. and Finance	Comp. and Math	Arch. and Eng.	Life and Soc. Svcs.	Comm. and Svcs	Legal	Ed. and Training	Arts and Design	Health Prac.	Health Support
Appling	100	22	4	6	5	9	7	1	21	2	7	16
Candler	71	17	5	2	4	2	2	0	9	3	13	14
Emanuel	136	36	10	5	5	5	9	1	16	6	17	26
Jeff Davis	51	15	2	1	6	1	2	0	7	2	9	6
Montgomery	50	9	1	4	4	3	2	0	11	4	5	7
Tattnall	103	31	12	5	5	1	7	0	13	4	11	14
Toombs	220	52	17	4	13	12	9	2	32	8	20	51
Treutlen	31	7	1	2	2	0	0	0	6	1	1	11
Subtotal Area	762	189	52	29	44	33	38	4	115	30	83	145

Active Applicants - Georgia Department of Labor (cont.)

	TOTAL	Protect. Svcs.	Food Prep.	Ground Cleaning	Personal Care	Sales	Office Support	Farm. and Forestry	Cons- truction	Installation Main.	Prod.	Trans. and Moving
Appling	726	15	37	27	14	41	97	13	187	66	157	72
Candler	404	10	39	27	9	38	60	11	45	19	86	60
Emanuel	929	22	42	26	32	88	125	10	83	46	321	134
Jeff Davis	441	14	17	8	11	36	78	6	64	37	128	42
Montgomery	302	7	24	9	9	24	56	5	29	28	81	30
Tattnall	543	24	25	18	16	36	92	16	87	46	110	73
Toombs	1,359	43	111	59	36	148	212	24	176	100	294	156
Treutlen	347	7	25	13	7	20	53	4	53	38	76	51
Subtotal Area	5,051	142	320	187	134	431	773	89	724	380	1,253	618

Note: For current applicant data available for a specific occupation, contact the nearest Georgia Department of Labor Career Center.

Source: Georgia Department of Labor (active applicants as of May 2015).

Georgia Department of Labor Location(s)

Career Center(s)

#16 Carter Center

Queen Street

Vidalia GA 30474

Phone: (912) 538 - 3231

Fax: (912) 537 - 3238

For copies of Area Labor Profiles, please visit our website at www.dol.state.ga.us or contact Workforce Statistics & Economic Research, Georgia Department of Labor, 148 Andrew Young International Blvd N.E. Atlanta, GA. 30303-1751. Phone: 404-232-3875; Fax: 404-232-3888 or Email us at workforce_info@dol.state.ga.us