


Appalachian State University




CREATED**\$1.7 BILLION**IN ADDED
STATE INCOME
IN FY 2012-13EQUIVALENT TO **28,035 JOBS**

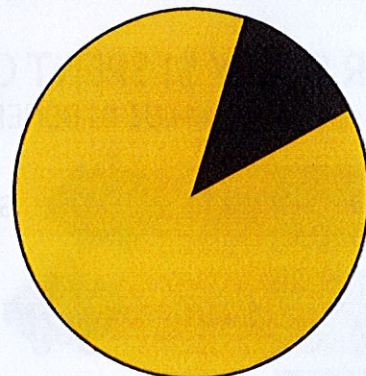
EQUAL TO 0.4% OF THE TOTAL STATE PRODUCT

**18,036**

STUDENTS ENROLLED AT APPALACHIAN

\$4.1 MILLIONGROSS SALES GENERATED BY
OUT-OF-STATE VISITORS**\$1.4 BILLION**CONTRIBUTION OF ALUMNI
EMPLOYED IN NC**\$18 MILLION**IN EXPENDITURES GENERATED
BY OUT-OF-STATE STUDENTS**PRESENT VALUE OF ADDED
INCOME AND SOCIAL SAVINGS
IN NORTH CAROLINA**Social savings
\$1.1 BILLION**FOR EVERY \$1 SPENT ON EDUCATION AT ASU
CUMULATIVE VALUE IN BENEFITS FOR:**

STUDENTS	\$3.70		Gained in lifetime income for students.
TAXPAYERS	\$6.40		Gained in added taxes and public sector savings for taxpayers.
SOCIETY	\$13.30		Gained in added state income and social savings for society.

Added income
\$7.8 BILLION

THE UNIVERSITY OF NORTH CAROLINA SYSTEM


CREATED

\$27.9 BILLION

IN ADDED
STATE INCOME
IN FY 2012-13

EQUIVALENT TO 426,052 JOBS

EQUAL TO 6.4% OF THE TOTAL GROSS STATE PRODUCT



221,070

STUDENTS IN THE UNC SYSTEM

\$400,760,102

GROSS SALES GENERATED
BY OUT-OF-STATE VISITORS

OVER 80%

SPENT OFF-CAMPUS



MORE THAN

850,000

ALUMNI LIVE IN NC



CREATING \$17.9 BILLION IN ADDED STATE INCOME

FOR EVERY \$1 SPENT ON EDUCATION AT UNC

CUMULATIVE VALUE IN BENEFITS FOR:

STUDENTS

\$3.10



Gained in lifetime income for students.

TAXPAYERS

\$3.90



Gained in added taxes and public
sector savings for taxpayers.

SOCIETY

\$8.90



Gained in added state
income and social
savings for society.



RESEARCH

\$1.5 BILLION
= 22,094 JOBS



CLINICAL OPERATIONS

\$2.3 BILLION
= 27,759 JOBS



BUSINESS START-UPS

\$1.4 BILLION
= 7,712 JOBS