

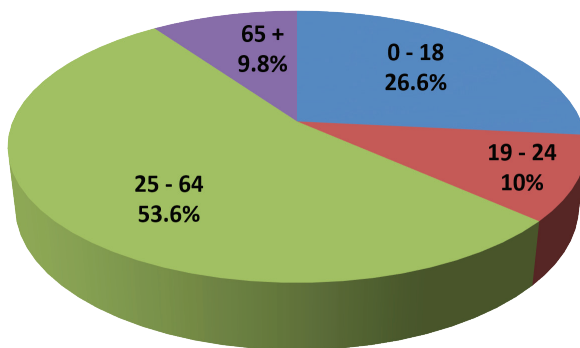
Labor Pool Summary

Houston - Greenspoint District

Houston is a sprawling city encompassing 628 square miles. The city's labor pool is drawn from the Houston Metropolitan Statistical Area (MSA), a 10-county region. The average time commuters spend driving to work in the Houston MSA is 28 minutes. To examine the potential labor pool for businesses located in Houston's Greenspoint District, the data below describes the workers living within 31 minutes of the District.

Population by Age

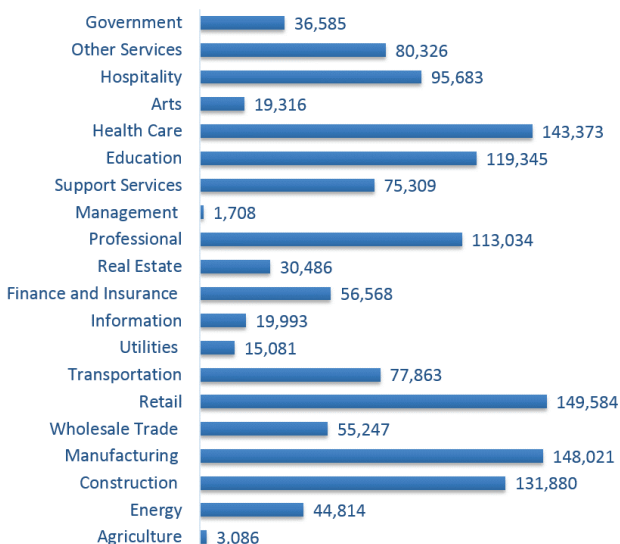
Based on total population of 3,131,689 within 31-minute drive time of Greenspoint District



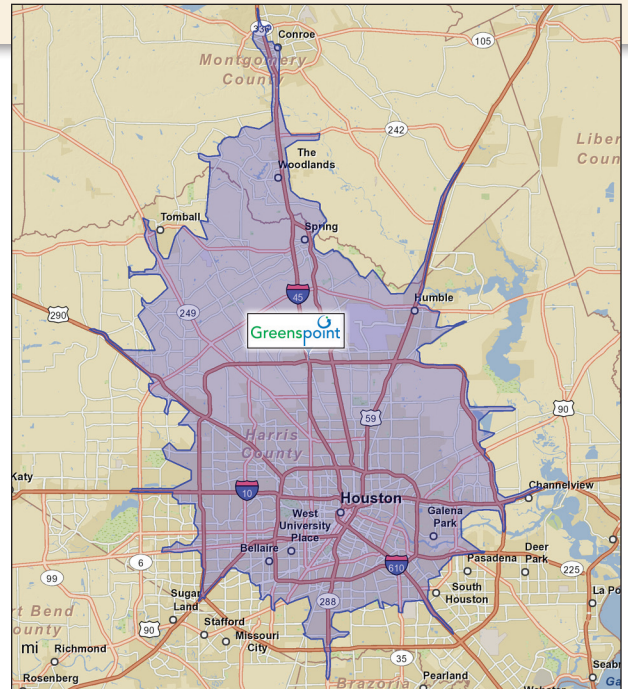
Labor Force Population Age 16+

Civilian Employed	1,567,218	95.9%
Civilian Unemployed	67,003	4.1%
Total Labor Force	1,634,221	

Labor Pool by Industry

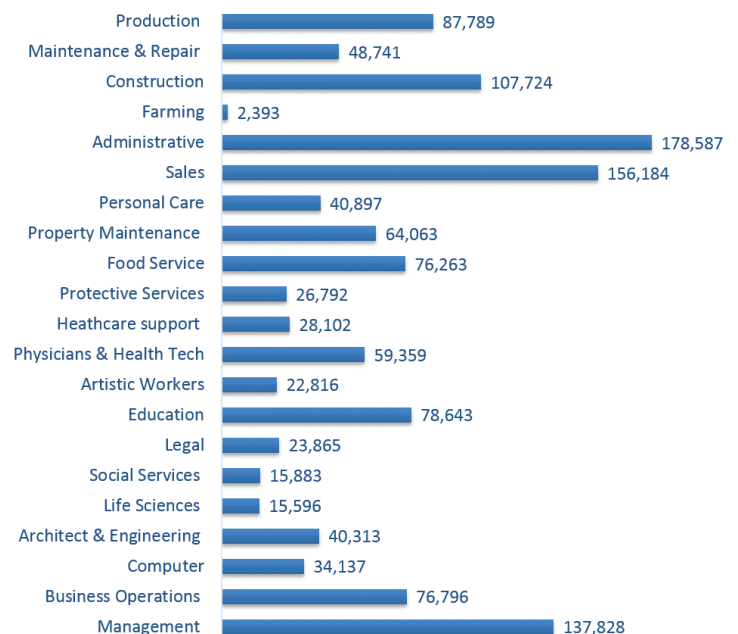


Source: ESRI Business Analyst Online



Greenspoint's close proximity to major freeways allows access to a vast labor pool within 31 minutes.

Labor Pool by Occupation



Greenspoint District

16945 Northchase Drive, Suite 1900 • Houston, Texas 77060

Phone: 281.874.2131 • Fax: 281.874.2151

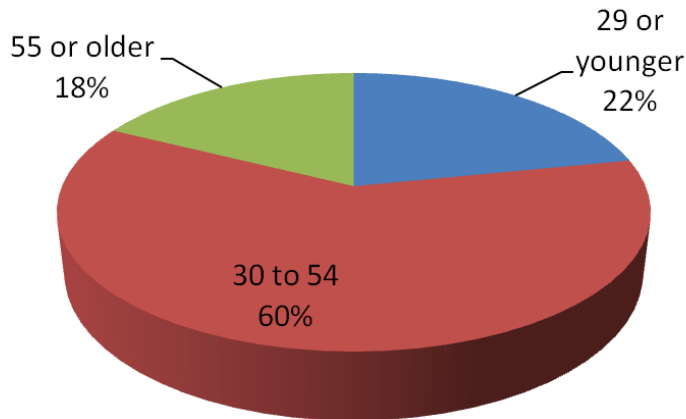
www.greenspoint.org

Workforce Summary

Houston - Greenspoint District

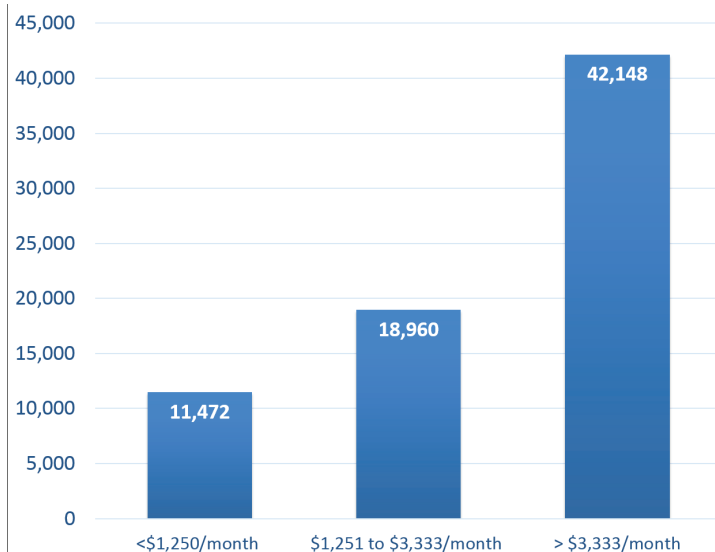
The Greenspoint District's 6,700 businesses employ 65,000 workers. The following information relates to those employees.

Jobs by Worker Age



Jobs by Earnings

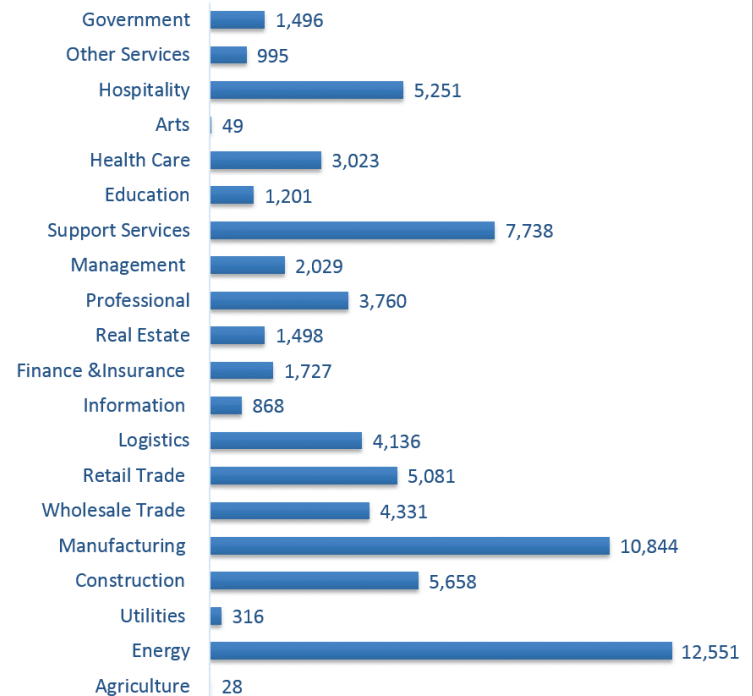
Greenspoint has a greater proportion of high income earners (57.5%) than Texas (38.7%).



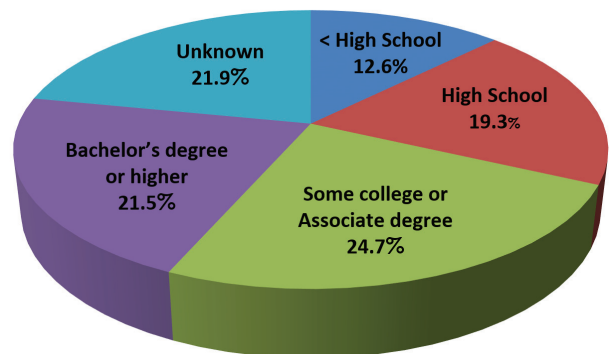
Sources: ESRI Business Analyst Online 2014; U.S. Census Bureau, OnTheMap Application and LEHD Origin-Destination Employment Statistics 2011

Jobs by Industry

In the Greenspoint District, 41% of workers are employed in three industries: energy (17%), manufacturing (15%) and support services (11%).



Jobs by Educational Attainment



Greenspoint District

16945 Northchase Drive, Suite 1900 • Houston, Texas 77060

Phone: 281.874.2131 • Fax: 281.874.2151

www.greenspoint.org