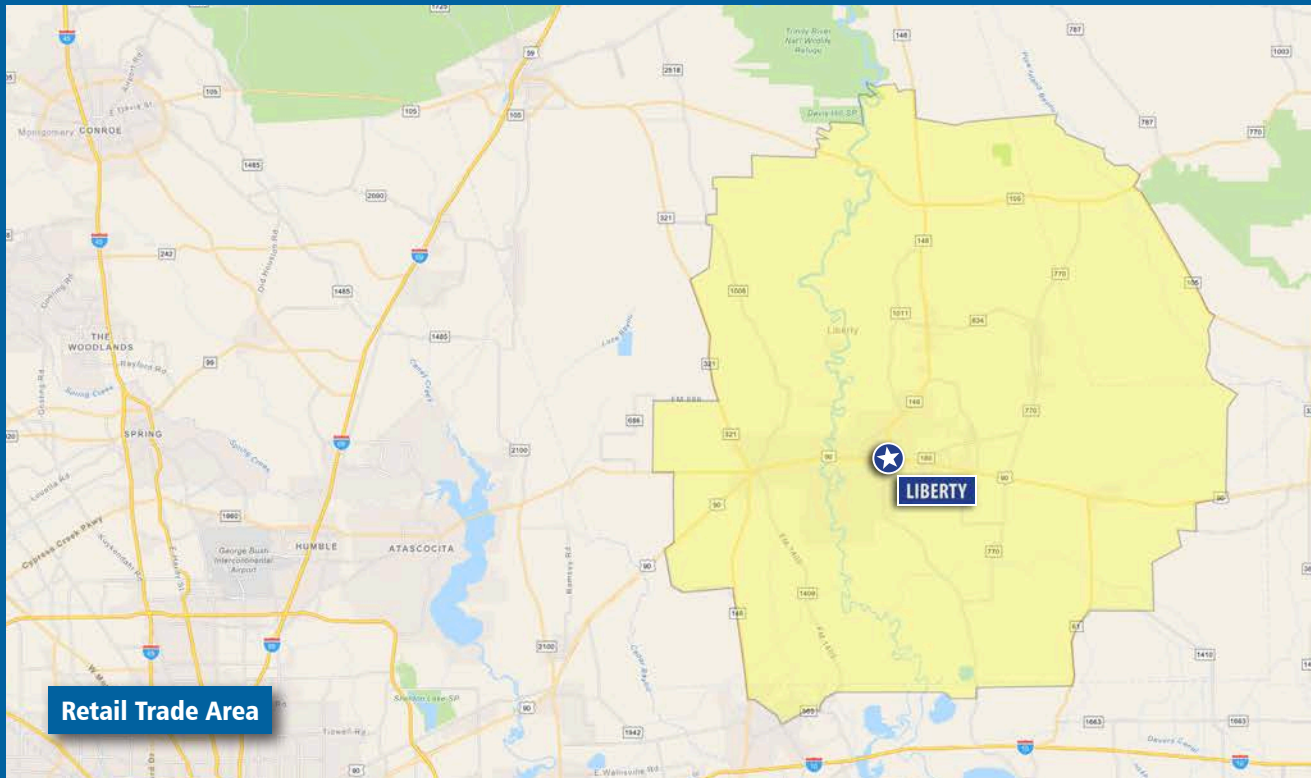


Retail Market Profile 2016



Contact Information

Gary Broz, City Manager

City of Liberty
1829 Sam Houston
Liberty, Texas 77575

Phone 936.336.3684

Cell 936.334.4681

gbroz@cityofliberty.org
www.cityofliberty.org

February 2017. All information furnished is from sources deemed reliable and is submitted subject to errors, omissions, change of terms and/or conditions. Prepared by The Retail Coach, LLC, a national retail consulting and market research firm. 800.851.0962.

Population

	2000	2010	2016 ESTIMATE	2021 PROJECTION
Retail Trade Area	43,449	45,825	49,423	52,468

Income

	2016 ESTIMATE
Average Household	\$70,780
Median Household	\$54,079
Per Capita	\$25,502

Educational Attainment

	2016 ESTIMATE
Graduate or Professional	2.94%
Bachelor's Degree	7.81%
Associate Degree	4.92%
Some College, No Degree	24.91%
High School Graduate	38.51%
Some High School, No Degree	13.27%
Less than 9th Grade	7.64%

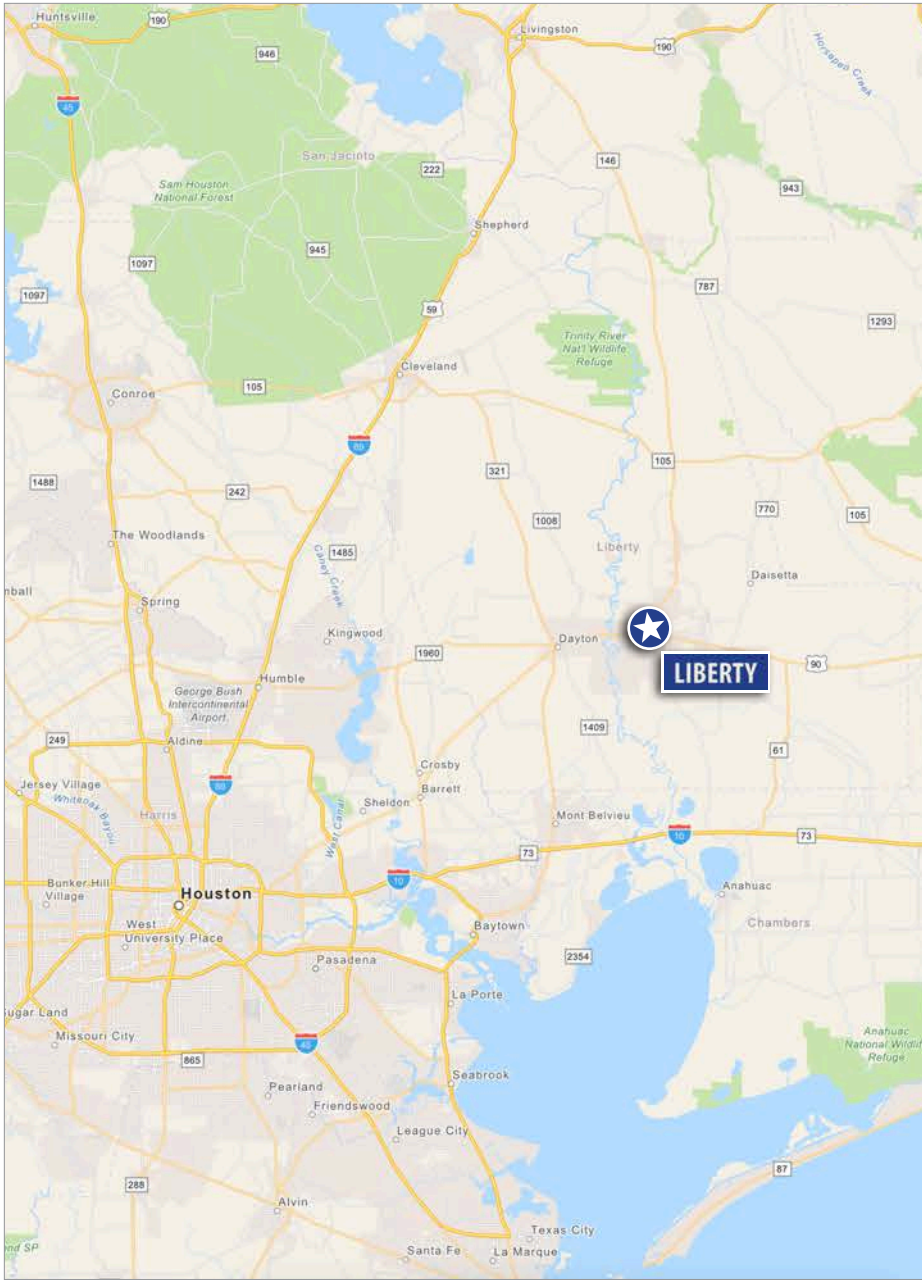
Race Distribution

	2016 ESTIMATE
White	77.46%
Black or African American	10.14%
American Indian/Alaskan	0.64%
Asian	0.69%
Native Hawaiian/Islander	0.06%
Other Race	8.51%
Two or More Races	2.50%
Hispanic or Latino (of any race)	17.15%

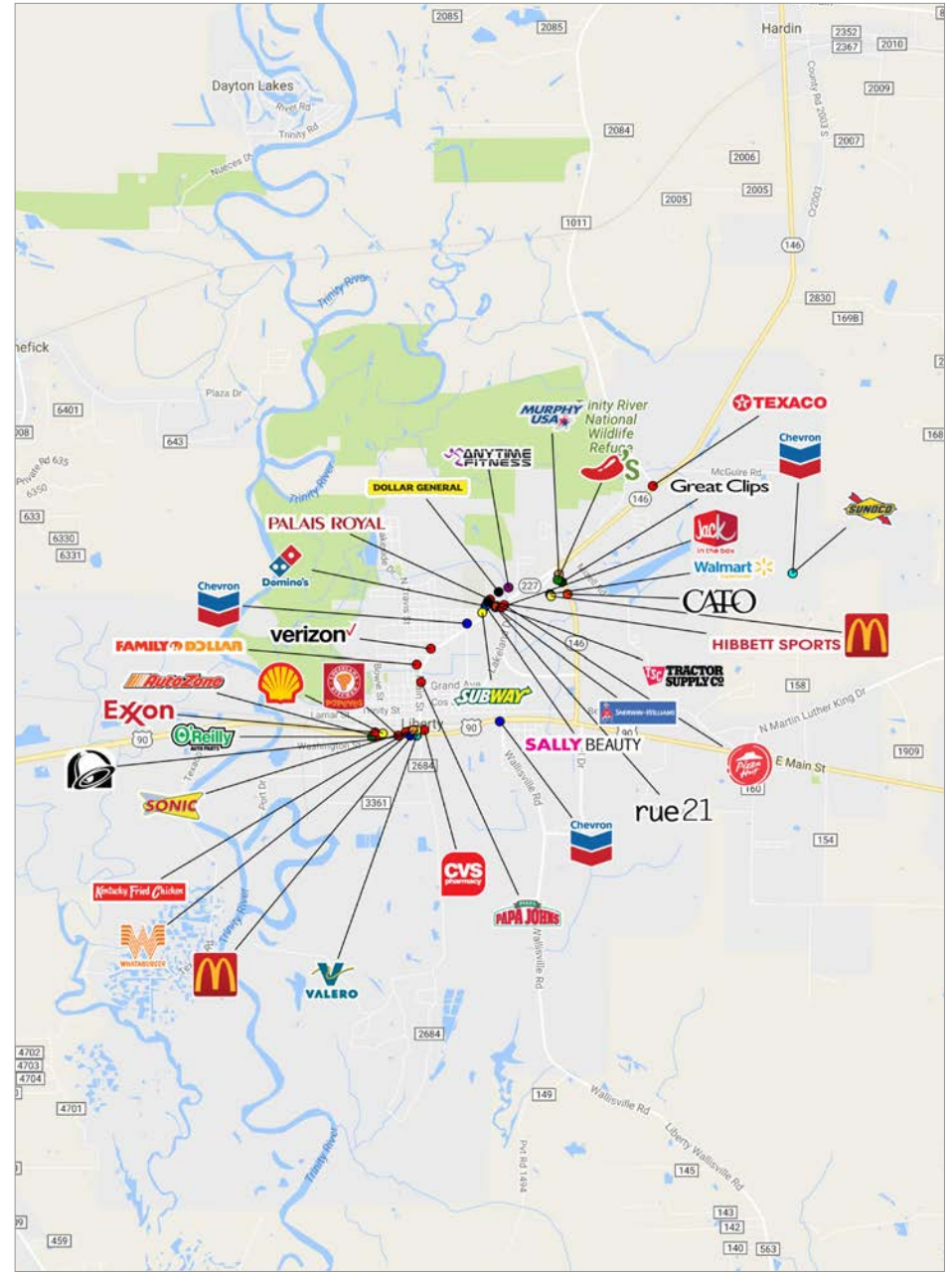
Age

GROUPS	2016 ESTIMATE
9 Years and Under	13.71%
10-17 Years	11.30%
18-24 Years	9.38%
25-34 Years	12.09%
35-44 Years	11.72%
45-54 Years	13.17%
55-64 Years	13.44%
65 Years and Over	15.18%
DISTRIBUTION	2016 ESTIMATE
Median Age	38.0
Average Age	38.5

LOCATION MAP



EXISTING RETAIL



Information provided is for illustrative purposes only and is deemed to be correct as of publish date of this document. Data sources used may include: ESRI, AGS, Nielsen, RegisPro, SitesUSA, TxDOT and/or Microsoft Corporation.