



# Portage County, WI

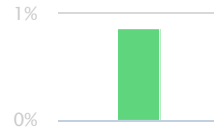
Community Profile

## TOTAL POPULATION 70,626

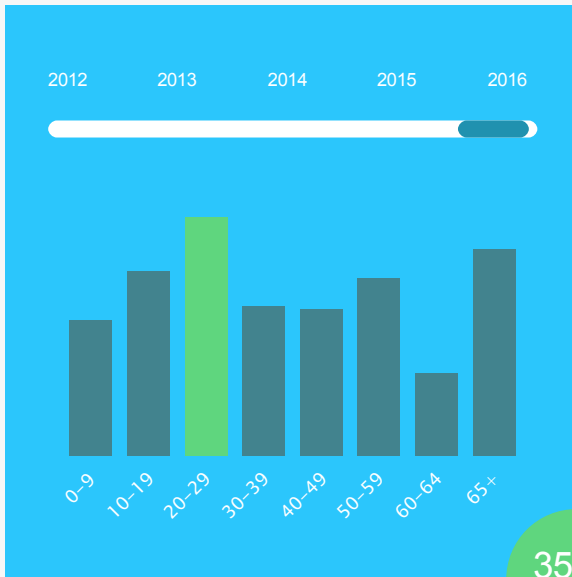
The total population of the County of Portage County is 70,626. The median age is 35.71.



The population in Portage County has grown 0.87% since 2012.



### Age Distribution



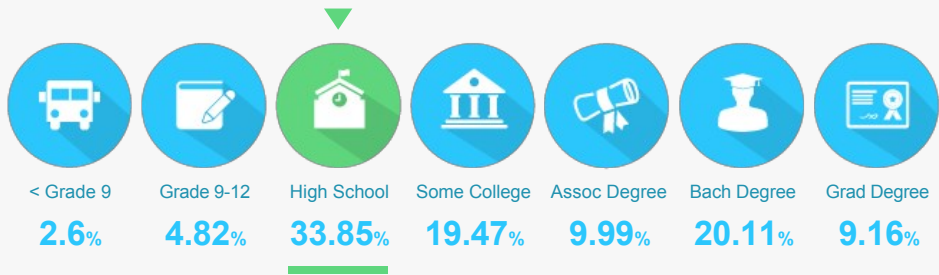
50.21% Male

49.79% Female

35.71 Median Age

# EDUCATIONAL ATTAINMENT

The majority of the population in Portage County has completed at least a high school degree.



**39.26%**  
of the population  
has a college degree.



offer Associate's Degree  
or Certificate




offer Bachelor's Degree  
or Higher

# LABOR FORCE

# 39,471

Portage County has a labor force of 39,471 people, with a job growth rate of -0.68% since 2015, and an unemployment rate of 5.4%.

## TOTAL EMPLOYEES

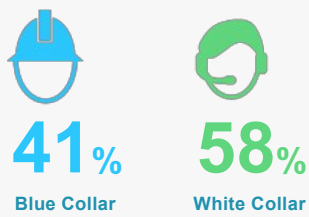


## 5 TOP TALENT

Where are the top jobs by occupation?



The work distribution of total employees in Portage County is.



## TOTAL ESTABLISHMENTS

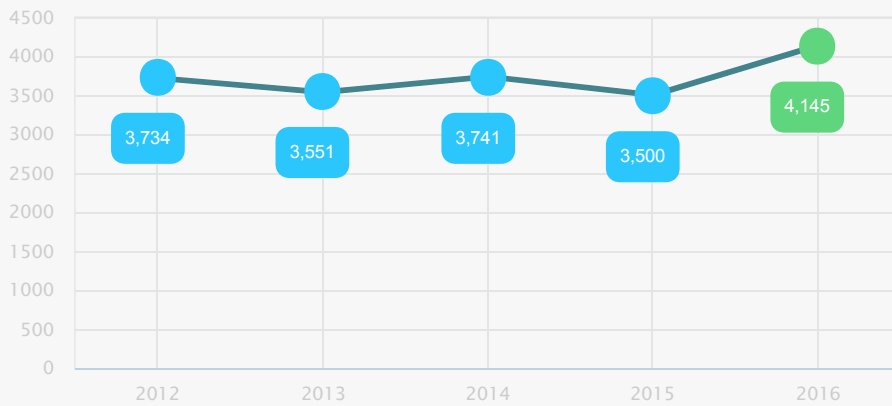
# 3,427

# BUSINESSES AND JOBS

Portage County has a total of 3,427 businesses. In 2016, the leading industries were:

Manufacturing, Retail, Health Care and Social Services, Accommodation and Food Services, and Public Administration

## Which are the top 5 industries by jobs?



## How many employees do businesses in Portage County have?



1-4 Employees	60.55%
5-9 Employees	18.62%
10-19 Employees	10.1%
20-49 Employees	6.27%
50-99 Employees	2.36%
100+ Employees	2.0999999999999996%

# INCOME AND SPENDING

Workers in Portage County earn a median yearly household income of \$52,827. 43.76% of the households earn more than the national average each year. Household expenditures average \$52,390 per year. The majority of earnings get spent on Shelter, Transportation, Food and Beverages, Health Care, and Utilities.

There are 121% more households who own their homes than there are renters.



MEDIAN

**HOUSEHOLD  
INCOME  
\$52,827**

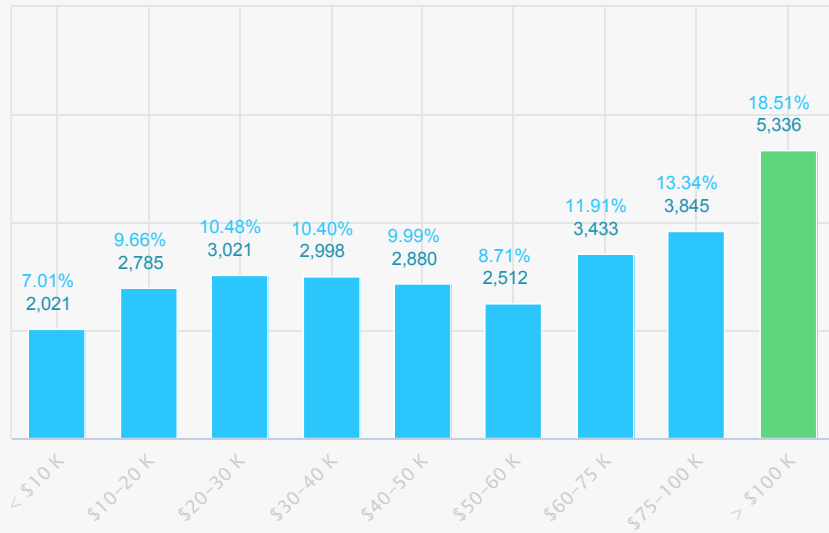
**4%**

less than the state

**6%**

less than the nation

Income Distribution



## How do people spend much of their money?


\$ PER HOUSEHOLD



The average household expenditure in Portage County is:

# \$52,390

## HOUSING



# TRANSPORTATION

Residents spend an average of 19 minutes commuting to work. Portage County is served by 31 airports within 50 miles. Rail can be accessed within the community. Interstates can be accessed within the community.

## Interstate

In Community



1

Airports in Community

31

Airports in Community (+50 miles)



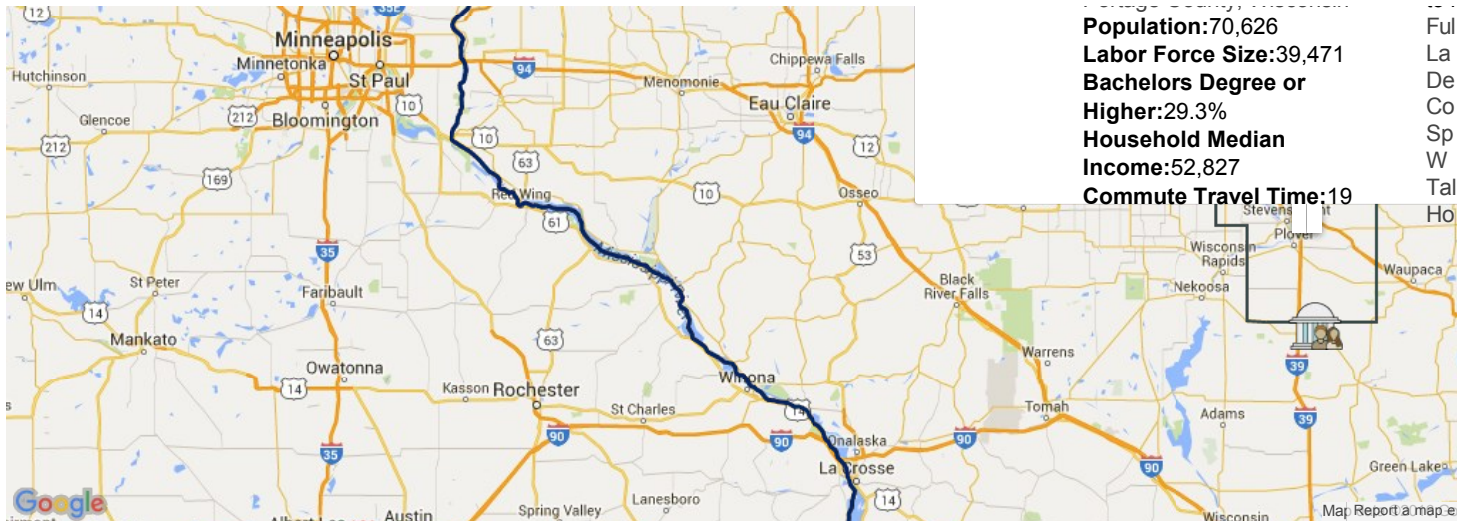
19 min.

Commute Travel Time

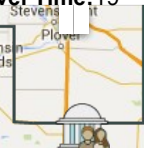


## Freight Rail

In Community



Ful  
La  
De  
Co  
Sp  
W  
Tal  
Ho



Map Report a map