









# AGBIOSCIENCES

## INDIANAPOLIS REGION

|                                      |        |   |  |          |   |
|--------------------------------------|--------|---|--|----------|---|
| EMPLOYMENT                           | 16,405 |  | AVERAGE WAGE   | \$52,674 |  |
| ESTABLISHMENTS                       | 619    |  | LOCATION QUOTIENT  | 0.64     |  |
| EMPLOYMENT CHANGE<br>2015-2020       | -1     |  | ANNUAL EMPLOYMENT CHANGE<br>2015-2020  | 0.0%     |  |
| NET EMPLOYMENT CHANGE<br>2020-2025   | 633    |  | ANNUAL EMPLOYMENT CHANGE<br>2020-2025  | 0.8%     |  |
| TOTAL EMPLOYMENT DEMAND<br>2020-2025 | 10,367 |  | <p><i>Data for the 9-County Indianapolis Region</i></p> <p><i>Source: JobsEQ, Q4 2020, except Number of Business Establishments, QCEW, Q4 2020</i></p> |          |   |

### NOTABLE LOCAL EMPLOYERS



### NOTABLE FACT



Indiana ranks #1 in the US in commercial duck production; #2 in ice cream, popcorn, and egg production; #3 in tomato and spearmint production; #4 in turkey, peppermint, and soybean production; and #5 in hog, watermelon, and corn for grain production. (IEDC, 2021)

